

### GENERAL CHARACTERISTICS



The pressure switches VSV series use, as sensitive element, a diaphragm.

An electrical contact, SPDT type, is activated when the set value is reached. The adjusting screw is mounted on the head of the instruments, you can set the calibration value, within the entire measuring range.

Appropriate mechanical stops protect the electrical contact from excess of pressure.

The electrical connections is realized via a DIN-43650 plug with IP65 degree of protection.

These pressure switches are used pneumatic equipment, in the industrial plants, pumps, etc..



- Vacuum control from -100 to -900 mbar.
- SPDT contact.
- Easy to use and adjust.
- Easy to install.

### SETTING RANGES

Tab.1

Diaphragm	Tolerance value	P max	T max (•)	Code
mbar	mbar	bar	°C	
-150 ÷ -800	± 40	25	-20/+80	<b>800</b>
Factory set - Decreasing				<b>00D</b>
Factory set - Increasing				<b>00U</b>

► The set point value is shown in description master data ◀

(•) Riference to NBR diaphragm

### TECHNICAL DATA

Tab.2

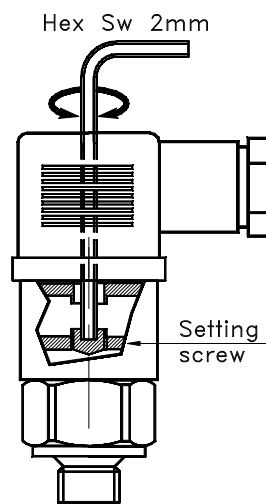
	Description	S Standard R On request		Code	
		S	R		
Body	Brass	S	-	<b>(-)</b>	
	Stainless steel AISI-316	-	R	<b>X</b>	
Diaphragm and seals		°C			
	NBR	-20/+80	S	-	<b>(-)</b>
	EPDM	-20/+90	-	R	<b>E</b>
	VITON	-20/+150	-	R	<b>V</b>
	PTFE	-30/+200	-	R	<b>T</b>

	Description	S Standard R On request		Code	
		S	R		
Process connection	1/8" M - UNI 228/1	-	R	<b>0</b>	
	1/8" M - UNI 7/1	-	R	<b>2</b>	
	1/8" M - NPT	-	R	<b>4</b>	
	1/4" M - UNI 7/1	-	R	<b>6</b>	
	1/4" M - UNI 228/1	S	-	<b>1</b>	
	1/4" M - NPT	-	R	<b>5</b>	
	M10x1- Taper	-	R	<b>3</b>	
Contact	250VAC 0,5A	SPDT	-	R	<b>F4</b>
	48 VDC 0,2A				
Electrical output	Plug DIN 43650	<b>IP65</b>	S	-	<b>M3</b>
-	Mechanical life	10 <sup>6</sup> cicli	S	-	-
-	Switching frequency	90 cycle/min	S	-	-

### ADJUSTMENT

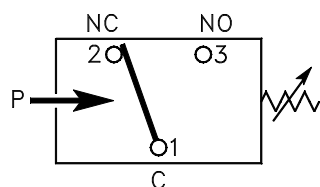
To adjust the set point, turn the screw located into the head of the pressure switch.

- Clockwise = Increase (+)
- Counterclockwise = decrease (-)



### WIRING

Tab.3

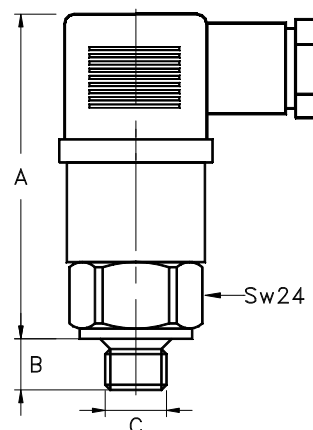


SPDT

F4

### DIMENSIONS mm.

A	B	C	Code
66	9	1/8" M - UNI 228/1	0
66	9	1/8" M - UNI 7/1	2
66	9,5	1/8" M - NPT	4
66	14,4	1/4" M - UNI 7/1	6
66	10,5	1/4" M - UNI 228/1	1
66	14,4	1/4" M - NPT	5
66	9	M10x1 Taper	3



### NOMENCLATURE

VSV	F4	800	M3	(-)	V	6	IP65
•							
	•						
		•					
			•				
				•			
					•		
						•	
							•

-	Type
Tab.2-3	Contact type and wiring
Tab.1	Adjustable range or Set point value
Tab.2	Electrical output
Tab.2	Body material
Tab.2	Diaphragm material
Tab.2-4	Process connection
Tab.2	Degree of protection