

# Loop powered signal isolator TW 500

0(4) ... 20 mA without power supply

## Features

- 1, 2 or 3 channels
- High protection acc. German VDE 0110 group 2
- High accuracy
- Low voltage drop
- 22.5 mm case for DIN rail mounting



## General information

Loop powered signal isolator TW 500 are highly compact devices to isolate DC-current signals 0(4)...20 mA without power supply. Up to 3 channels can be placed in one 22.5 mm DIN rail housing.

## Technical data

### Input



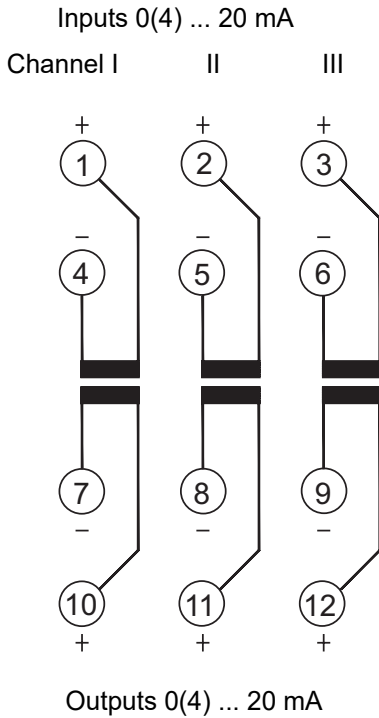
Current	: 0(4) ... 20 mA DC
Max. overload	: 100 mA
Max. loop voltage	: 27 V DC
Voltage drop	: < 2.7 V (I≤20 mA)
Test voltage	: 3 kV DC input/output
Rated voltage	: 630 V AC, pollution degree 2, overvoltage cat. 2
Operating temperature	: -20...60 °C

### Output

Current	: 0(4) ... 20 mA
Max. current	: max. input current
Max. load	: < 1200 Ω (I≤ 20 mA)
Rise time (T90)	: < 30 ms
Accuracy	: < 0.1 %
burden error	: 0,0008 %/Ω
Temperature coefficient	: < 0.001 %/ °C
Ripple	: <0,2 %

<b>Case</b>	: standard case of polycarbonate 8020 UL94V-1
Weight	: approx. 140 gr.
Protection	: case IP30, terminals IP20, finger safe acc. German BGV A3
Connection	: screw terminals with pressure plate, max 2,5 mm <sup>2</sup> , wire

## Connection diagram



● **Note:**  
 Not used outputs must be short-circuit by a link.  
**Caution!** Invalid for special circuit at the bottom.

## Ordering code

TW500--1

### 1. Device type

- |   |           |
|---|-----------|
| 1 | 1-channel |
| 2 | 2-channel |
| 3 | 3-channel |

## Special circuit

Operation mode as signal converter with SPS connection. A max. burden error of 0,5% can be occurring. Can be deleted with SPS programming.

